









## Pasadena ISD AP English **Literature** and Composition (AP English IV) Summer Reading Assignment 2023

Pasadena ISD understands how important summer is for students to unwind and to regenerate, however, we also understand the need for AP students to stay competitive in the academic arena in order to vie for scholarship opportunities and equitable access to select universities. Therefore, in order to instill the academic and cultural literacy needed for competency in the AP English Literature and Composition classroom, and in order to help students prepare for the AP English Literature and Composition exam, we highly recommend students complete the summer reading outlined below. We want the reading to be both enjoyable and valuable, so we are encouraging students to read for pleasure more than one book.

1. Students will **read the novel selected by their AP English Literature teacher and complete the “Six Scenes to Themes” assignment that follows.**
2. Students will complete a full analysis of the book in class once school begins in the fall.
3. Students are also encouraged to read for pleasure any novel from the [AP Literature FRO 3 Reading List](#). These lists are compiled from the works’ consistent appearance in the AP Literature exam, and by recommendations from College Board consultants in APSIs and various College Board events through social media platforms and AP teacher communities. Another great resource for book recommendations for AP Literature is GoodReads: <https://www.goodreads.com/shelf/show/ap-english>

The table below outlines the summer reading expectations for each campus. Students are responsible for purchasing their own books which are available at most bookstores like *Barnes and Noble*, *Amazon*, *Half Price Books*, etc. **However, some books are available via PDF at <https://www.gutenberg.org/>** or you can just Google the title and ask for a FREE PDF. Some campuses may have resources available for their students, so contact your campus’ AP teacher for help in accessing those resources. Lastly, you can register for a free library card in [Pasadena](#), [Houston](#), or [Harris County](#).

Campus	Novel / Play Selected	Date to complete reading:	Campus Contact AP English Literature Teacher
Lewis Career & Technical High School 	<i>The Road</i> by Cormac McCarthy	First day of school.	<a href="mailto:JWatson@pasadenaisd.org">JWatson@pasadenaisd.org</a>
Dobie High School 	<i>The Road</i> by Cormac McCarthy	First day of school.	<a href="mailto:SMcMichael@pasadenaisd.org">SMcMichael@pasadenaisd.org</a>
Memorial High School 	<i>The Road</i> by Cormac McCarthy	First day of school.	<a href="mailto:EEmmons@pasadenaisd.org">EEmmons@pasadenaisd.org</a> <a href="mailto:JaRogers@pasadenaisd.org">JaRogers@pasadenaisd.org</a>
Pasadena High School 	<i>The Kite Runner</i> by Khaled Hosseini	First day of school.	<a href="mailto:MQue@pasadenaisd.org">MQue@pasadenaisd.org</a>
Sam Rayburn High School 	<i>The Crucible</i> by Arthur Miller	First day of school.	<a href="mailto:MLArmenta@pasadenaisd.org">MLArmenta@pasadenaisd.org</a>
South Houston High School 	<i>The Namesake</i> by Jhumpa Lahiri	First day of school.	<a href="mailto:JMoody1@pasadenaisd.org">JMoody1@pasadenaisd.org</a>

Name \_\_\_\_\_ Date \_\_\_\_\_ Per. \_\_\_\_\_

**THE ROAD** by Cormac McCarthy

6 "SCENES TO THEMES"

Directions:

We will explore 6 scenes and their thematic impact in the novel. This assignment requires 3 parts for every scene.

- 1. **Summary:** Specific facts related to the scene.
- 2. **Significance:** Why this scene is important.
- 3. **Theme:** A thematic statement that relates the message about life or the human condition relayed by the author through this scene.

Apt examples are provided for your for Scene 1.

1. The Man shoots the outlaw.

**Summary (plot....stick to the facts):** The father and son are traveling on the road when they hear tires approaching. Seeking cover in the woods, the pair watch as a group of outlaws arrive in a truck. The outlaws get out of the car, and one of them stumbles upon the duo. The outlaw grabs the boy and, in order to save his son, the father makes the decision to use his pistol. The father shoots the man in the head, killing him and showering the boy in blood.

**Significance:** The meaningfulness of this moment lies in the father showing that he is willing to do anything to protect his son, including using one of his remaining two bullets. He shot the outlaw to kill him, not just to stop him, because he wanted to be sure there was no way he could hurt the boy. This is also a turning point for the son, because he was exposed to the horrors that the world is capable of, tainting his innocence. This is emphasized with the imagery of the boy being splattered with blood.

**Theme:** At times, one must sacrifice one's personal morals in order to do what is right and necessary.

Name \_\_\_\_\_ Date \_\_\_\_\_ Per. \_\_\_\_\_

Title: \_\_\_\_\_ Author: \_\_\_\_\_

SIX "SCENES TO THEMES"

Directions:

We will explore 6 scenes and their thematic impact in the novel. This assignment requires 3 parts for every scene.

- 1. **Summary:** Specific facts related to the scene.
- 2. **Significance:** Why this scene is important.
- 3. **Theme:** A thematic statement that relates the message about life or the human condition relayed by the author through this scene.

Apt examples are provided for your for Scene 1.

Scene 1. **Insert Scene Description Here**

**Summary (plot....stick to the facts):**

**Insert Summary Here**

**Significance:**

**Insert Significance Here**

**Theme:**

**Insert Theme Here**

Scene 2. **Insert Scene Description Here**

**Summary (plot....stick to the facts):**

**Insert Summary Here**

**Significance:**

**Insert Significance Here**

**Theme:**

**Insert Theme Here**

Scene 3. **Insert Scene Description Here**

**Summary (plot....stick to the facts):**

**Insert Summary Here**

**Significance:**

**Insert Significance Here**

**Theme:**

**Insert Theme Here**

Scene 4. **Insert Scene Description Here**

**Summary (plot....stick to the facts):**

**Insert Summary Here**

**Significance:**

**Insert Significance Here**

**Theme:**

**Insert Theme Here**

Scene 5. **Insert Scene Description Here**

**Summary (plot....stick to the facts):**

**Insert Summary Here**

**Significance:**

**Insert Significance Here**

**Theme:**

**Insert Theme Here**

Scene 6. **Insert Scene Description Here**

**Summary (plot....stick to the facts):**

**Insert Summary Here**

**Significance:**

**Insert Significance Here**

**Theme:**

**Insert Theme Here**